

# Surface Mount Directional Coupler

50Ω 5 to 1000 MHz

## ADC-10-4+ ADC-10-4



CASE STYLE: CD542  
PRICE:\$6.95 ea. QTY (10-49)

**+ RoHS compliant in accordance  
with EU Directive (2002/95/EC)**

The +Suffix identifies RoHS Compliance. See our web site for RoHS Compliance methodologies and qualifications.

### Maximum Ratings

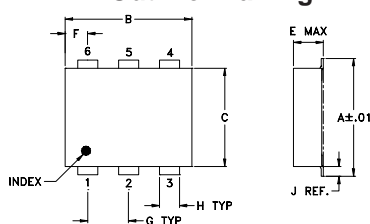
Operating Temperature	-40°C to 85°C
Storage Temperature	-55°C to 100°C

Permanent damage may occur if any of these limits are exceeded.

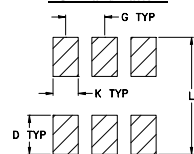
### Pin Connections

INPUT	1
OUTPUT	6
COUPLED	3
GROUND	2
50Ω TERM EXTERNAL	4
ISOLATE (DO NOT USE)	5

### Outline Drawing



### PCB Land Pattern

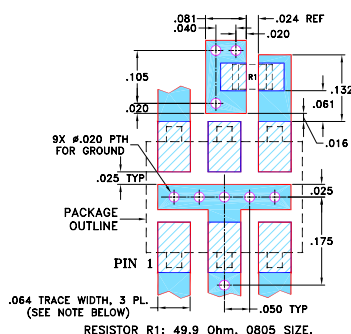


Suggested Layout,  
Tolerance to be within ±.002

### Outline Dimensions (inch/mm)

A	B	C	D	E	F	G
.272	.310	.220	.100	.112	.055	.100
6.91	7.87	5.59	2.54	2.84	1.40	2.54
H	J	K	L	wt		
.030	.026	.065	.300	grams		
0.76	0.66	1.65	7.62	0.20		

### Demo Board MCL P/N: TB-05 Suggested PCB Layout (PL-095)



NOTES: 1. TRACE WIDTH IS SHOWN FOR ROGERS RO4350B WITH DIELECTRIC THICKNESS .030" ± .002"; COPPER: 1/2 OZ. EACH SIDE. FOR OTHER MATERIALS TRACE WIDTH MAY NEED TO BE MODIFIED.  
2. BOTTOM SIDE OF THE PCB IS CONTINUOUS GROUND PLANE.  
DENOTES PCB COPPER LAYOUT WITH SMOBC (SOLDER MASK OVER BARE COPPER)  
DENOTES COPPER LAND PATTERN FREE OF SOLDER MASK

### Features

- wideband, 5-1000 MHz
- low mainline loss, 0.8 dB typ.
- high directivity, 40 dB typ.
- aqueous washable
- protected by U.S Patents 6,133,525 & 6,140,887

### Applications

- communications
- cable tv

### Directional Coupler Electrical Specifications

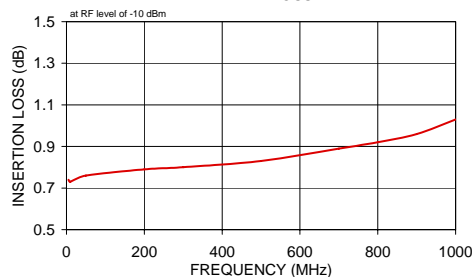
FREQ. (MHz)	COUPLING (dB)		MAINLINE LOSS <sup>1</sup> (dB)			DIRECTIVITY (dB)			VSWR (:1)	POWER INPUT, W							
	Nom.	Flatness	L Typ.	M Max.	U Max.	L Typ. Min.	M Typ. Min.	U Typ. Min.		L Max.	MU Max.						
f <sub>c</sub> -f <sub>u</sub>																	
5-1000	10.5±0.5	±1.0	0.8	1.3	0.8	1.2	1.0	1.5	40	23	40	20	25	13	1.2	1	1

L= 5-50 MHz M= 50-500 MHz U= 500-1000 MHz  
1. Mainline loss includes theoretical power loss at coupled port.

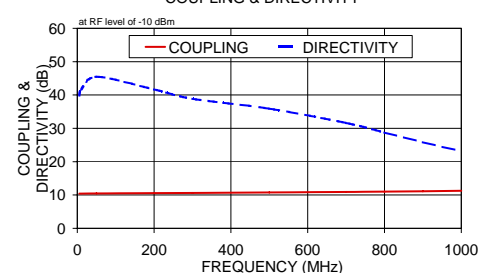
### Typical Performance Data

Frequency (MHz)	Mainline Loss (dB) In-Out	Coupling (dB) In-Cpl	Directivity (dB)	Return Loss (dB)		Cpl
				In	Out	
5.00	0.74	10.44	39.83	23.72	31.43	20.70
10.00	0.73	10.43	41.65	24.20	32.13	21.20
50.00	0.76	10.48	45.47	24.43	32.57	21.30
200.00	0.79	10.55	41.69	25.51	31.16	21.29
300.00	0.80	10.60	38.88	26.39	30.23	20.91
500.00	0.83	10.76	35.93	26.67	28.20	19.60
700.00	0.89	10.92	31.62	23.71	25.20	16.74
800.00	0.92	11.00	28.76	21.88	23.31	15.37
900.00	0.96	11.12	25.83	20.21	21.32	14.15
1000.00	1.03	11.25	23.20	18.78	19.45	13.03

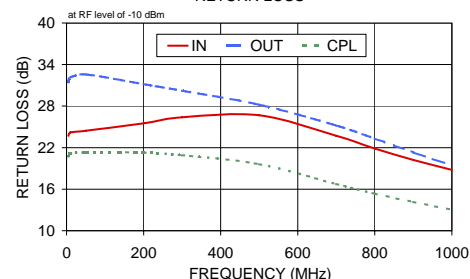
ADC-10-4  
MAINLINE LOSS



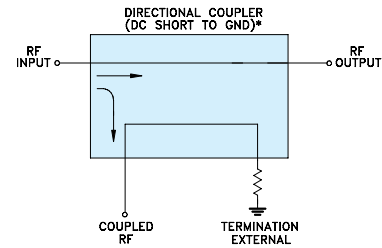
ADC-10-4  
COUPLING & DIRECTIVITY



ADC-10-4  
RETURN LOSS



### Electrical Schematic



\* ELECTRICAL SCHEMATIC IS FOR DIRECTIONAL COUPLER WITH INTERNAL TRANSFORMER(S) AND EXTERNAL TERMINATION.

For detailed performance specs & shopping online see web site

**Mini-Circuits**  
ISO 9001 ISO 14001 AS 9100 CERTIFIED  
The Design Engineers Search Engine  
IF/RF MICROWAVE COMPONENTS

P.O. Box 350166, Brooklyn, New York 11235-0003 (718) 934-4500 Fax (718) 332-4661 The Design Engineers Search Engine Provides ACTUAL Data Instantly at [minicircuits.com](http://minicircuits.com)

Notes: 1. Performance and quality attributes and conditions not expressly stated in this specification sheet are intended to be excluded and do not form a part of this specification sheet. 2. Electrical specifications and performance data contained herein are based on Mini-Circuit's applicable established test performance criteria and measurement instructions. 3. The parts covered by this specification sheet are subject to Mini-Circuits standard limited warranty and terms and conditions (collectively, "Standard Terms"); Purchasers of this part are entitled to the rights and benefits contained therein. For a full statement of the Standard Terms and the exclusive rights and remedies thereunder, please visit Mini-Circuits' website at [www.minicircuits.com/MCLStore/terms.jsp](http://www.minicircuits.com/MCLStore/terms.jsp).

REV. G  
M119986  
ED-6560/2  
ADC-10-4  
WZ/TD/CP/AM  
090903